



|         |      |
|---------|------|
| PROJECT | DATE |
| TYPE    | QTY  |

## StoneLux™ RGBW

### LED Light Sheet

Cut the 12" x 24" (2 sq ft) sheet to size at the job site to achieve a perfect fit for your application.

Included clear rubber spacers help lift and support material like "Onyx" a half-inch off the light sheet for a leveled and diffused light effect.



## Set your mood and illuminate your space with StoneLux™ RGBW LED Sheets. Perfect for counter tops and architectural fixtures.

**Create Stunning Back-lit Designs:** Ideal for back-lighting translucent material like "Onyx" for counter tops, wall art, display cases, and custom lighting fixtures.

**Easy to Install:** With 3M peel and stick backing installation is quick and versatile.

**Even Glow Lighting Effects:** Included spacers, lift and support the material you are back-lighting by half an inch, creating even and diffused effects.

### FEATURES

- 4-in-1 RGB + 4500K Warm White
- Ideal for back lighting translucent materials
- Up to 1000Lm output performance per sheet
- Available in 12"H x 24"W ( 2 sq ft ) sheet size
- Field cuttable on-site for an accurate fit
- 3M peel and stick backing for quick installation
- Built-in terminal ports make it easy to run power from any side.
- Spacers included, to lift and support material 1/2" to create even lighting.

### StoneLux™ RGBW LED SHEET SPECS

|                       |  |
|-----------------------|--|
| <b>VOLTAGE</b>        | 24V DC   |
| <b>WATTAGE</b>        | 20W per sheet  |
| <b>LUMENS</b>         | Up to 1000Lm per sheet   |
| <b>CCT</b>            | RGB + 4500K  |
| <b>CRI</b>            | 90+  |
| <b>MAX RUN</b>        | 96W (4-1/2 Sheets Total) Per Wire  |
| <b>IP RATING</b>      | IP54   |
| <b>DIMMING</b>        | 5 - 100%   |
| <b>DIMENSIONS</b>     | 12" (304.8mm) W x 24" (609.6mm) H  |
| <b>BEAM ANGLE</b>     | 120°   |
| <b>OPERATING TEMP</b> | -20°C (4°F) to 45°C (113°F)  |
| <b>CERTIFICATIONS</b> | cULus Listed - Maintains UL listing when cut   |
| <b>RATED LIFE</b>     | 50,000 Hours - 25 Years @5/Night at full brightness - Afterwards, some dimming will occur. |

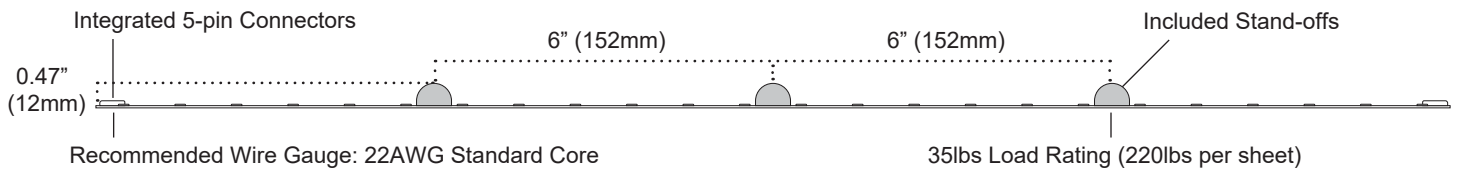




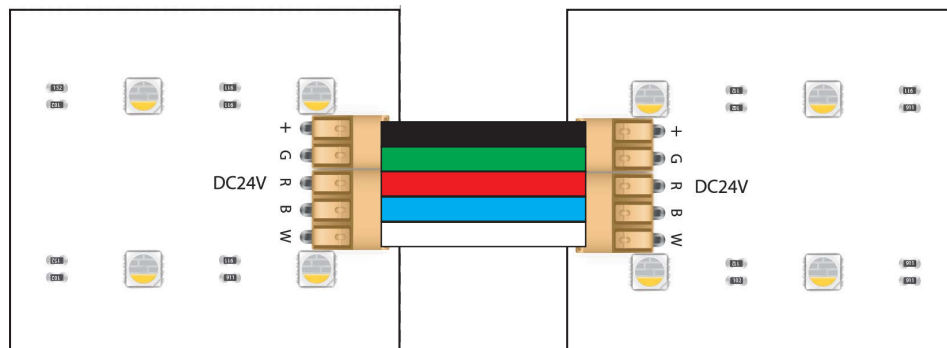
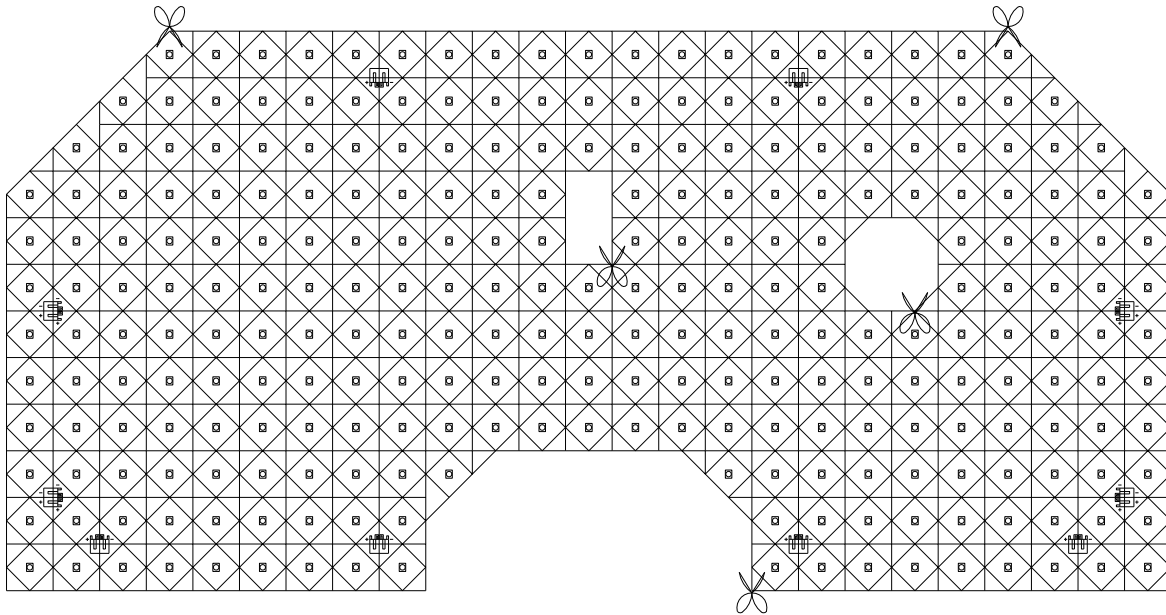
|         |      |
|---------|------|
| PROJECT | DATE |
| TYPE    | QTY  |

## StoneLux™ LED SHEET / RGBW

### StoneLux™ LED SHEET / RGBW QUICK DIMENSIONS



**Cut into any shape you need**



Sheet to Sheet Jumper Linking - Recommended Wire Gauge: 22AWG (Standard Core)



|         |      |
|---------|------|
| PROJECT | DATE |
| TYPE    | QTY  |

## StoneLux™ LED SHEET / RGBW

### StoneLux™ LED SHEET / RGBW ORDERING INFORMATION

| ITEM NUMBER      | VOLTAGE | CCT  | LENGTH               | LUMENS | WATTAGE | IP RATING | CRI | MAX RUN           |
|------------------|---------|------|----------------------|--------|---------|-----------|-----|-------------------|
| IL-SL-RGBW-12x24 | 24V DC  | RGBW | 12" x 24" ( 2 sq ft) | 1000Lm | 20W     | IP54      | 90+ | 96W per lead wire |

### StoneLux™ LED SHEET / RGBW CONTROLLERS

| ITEM NUMBER                    | DESCRIPTION                          |
|--------------------------------|--------------------------------------|
| IL-SL-CTL-APP-WALL-CTR         | LED Control APP plus Wall Controller |
| IL-SL-CTL-RGBW-DMX             | DMX Controller                       |
| IL-SL-CTL-RGBW-RS232-SERIAL    | RS232 Serial Controller              |
| IL-SL-CTL-RGBW-WIRELESS-ON-OFF | Simple On/Off                        |
| IL-SL-CTL-RGBW-REMOTE          | Remote                               |

### StoneGlow™ LED SHEET / RGBW POWER SUPPLIES

| ITEM NUMBER   | DESCRIPTION       |
|---------------|-------------------|
| IL-SL-PS-60W  | 60W Power Supply  |
| IL-SL-PS-96W  | 96W Power Supply  |
| IL-SL-PS-150W | 150W Power Supply |
| IL-SL-PS-320W | 320W Power Supply |
| IL-SL-PS-480W | 480W Power Supply |

### StoneGlow™ LED SHEET / RGBW ACCESSORIES

| ITEM NUMBER | DESCRIPTION        |
|-------------|--------------------|
| IL-SL-J2    | 2" Jumper          |
| IL-SL-J8    | 8" Jumper          |
| IL-LW-8     | 8" Lead Wire       |
| IL-SL-SP-25 | Spacers, bag of 24 |
| IL-SL-CON   | Connectors         |

## ORDERING

| MODEL  | CONTROLLER   | POWER SUPPLY  | ACCESSORIES  |
|--|--|---|--|
| IL-SL-RGBW                                       |  |   |  |
| StoneLux™ RGBW<br>StoneLux™ CWWW<br>StoneLux™ WH | 1 = Star Control APP-WALL-CTR<br>2 = DMX Controller<br>3 = RS232 Serial<br>4 = Simple On/Off<br>5 = REMOTE | 1 = 20W PS<br>2 = 60W PS<br>3 = 96W Class II PS<br>4 = 150W Class II PS<br>5 = 320W Class II PS | 1 = 2" Jumper<br>2 = 8' Jumper<br>3 = 8" Lead Wire<br>4 = Spacers - 24 Qty<br>5 = Connectors |